

# MY CASH ONLY *Christmas* CHALLENGE



## Budget \$750

Welcome to the Thrifty Little Mom *Cash Only Christmas Challenge*! I'm so excited to begin this journey with you! Even though we are many weeks away from the holiday season, now is the time to start putting your cash away so you can celebrate without anxiety, stress or debt!

Here is the plan.

1. Look at the chart below and decide when you want to start the challenge.
2. When you figure out when you can start, look to the right of the date to see how much money you will need to put away each week to save up \$750 by Christmas. These amounts have been rounded up to the nearest dollar to make it easier to track.

<b>The Week You Start Your Challenge</b>	<b>Amount To Put Away Each Week Based on Start Date</b>
20 weeks til' Christmas- August 2 <sup>nd</sup>	\$38.00
19 weeks til' Christmas- August 9th	\$40.00
18 weeks til' Christmas- August 16th	\$42.00
17 weeks til' Christmas- August 23 <sup>rd</sup>	\$45.00
16 weeks til' Christmas- August 30th	\$47.00
15 weeks til' Christmas- September 6th	\$50.00
14 weeks til' Christmas- September 13th	\$54.00
13 weeks til' Christmas- September 20th	\$58.00
12 weeks til' Christmas- September 27th	\$63.00
11 weeks til' Christmas- October 4	\$69.00
10 weeks til' Christmas- October 11	\$75.00
9 weeks til' Christmas- October 18	\$84.00
8 weeks til' Christmas- October 25	\$94.00
7 weeks til' Christmas- November 1	\$108.00
6 weeks til' Christmas- November 8	\$125.00
5 weeks til' Christmas- November 15	\$150.00
4 weeks til' Christmas- November 22	\$188.00
3 weeks til' Christmas- November 29	\$250.00
2 weeks til' Christmas- December 6	\$375.00

3. As you can see, the later you wait to start the challenge, the more money you'll need to put away. If you start saving early, you can put away smaller chunks of savings.

4. There are several ways you can save the money.
  - a. **Set it and forget it-** If you've got a savings account with your bank, you could set it to auto transfer the amount you need each week from your checking to your savings. (Just make sure you have enough coming in that you can afford to transfer that amount so you don't overdraw your checking).
  - b. **Grab the cash-** If you are a cash kind of person you could go to your bank each week and withdrawal the cash and keep it in a stash or fire safe in your house. Then when you're ready to shop, you can divide up your money into smaller envelopes by person based on how much you want to spend on them.
5. Once you decide how you will save the money, it's time to decide how you will spend the money. I've included a printable budget sheet on Page 3.
6. After you've decided on a budget, you can track your savings on page 4, watching your stash grow week by week until you reach your goal!













Good luck! I'll be in touch each week to encourage you toward your goals plus give you tips for saving some extra cash this year on gifts! – Kim Anderson

# MY CASH ONLY *Christmas* BUDGET














NAME

AMOUNT

_____		_____
_____		_____
_____		_____
_____		_____
_____		_____
_____		_____
_____		_____
_____		_____
_____		_____
_____		_____
_____		_____
_____		_____

NAME

AMOUNT

_____		_____
_____		_____
_____		_____
_____		_____
_____		_____
_____		_____
_____		_____
_____		_____
_____		_____
_____		_____
_____		_____

TOTAL BUDGETED: \_\_\_\_\_

# MY CASH ONLY *Christmas* CHALLENGE



Color in each part of the tree as you reach a savings milestone! Hang this up for motivation and you'll be there before you know it!

